

POTENTIOMETERS

WI112(3386) CERMET TRIMMING POTENTIOMETER

FEATURES

- Singleturn / Cermet/ Industrial&MIL/ Sealed
- Bag packaging available
- 8 Terminal Styles

ELECTRICAL CHARACTERISTICS

Standard Resistance Range
100 ohms to 2 megohms
 Resistance Tolerance..... ±10% Std.
 Absolute Minimum Resistance
 1%R or 2 ohms Max.
 Contact Resistance Variation
 3%R Max.
 Insulation Resistance.....100 Vdc
 1,000 megohms Min.
 Withstanding Voltage
 600 Vdc
 Effective Travel.....> 70% total travel.

ENVIRONMENTAL CHARACTERISTICS

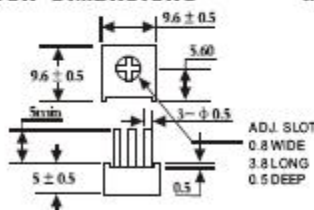
Power Rating(200 Volts Max.)
 85°C.....0.5Watt
 125°C.....0Watt
 Temperature Range
-55°C to +125°C
 Temperature Coefficient..... 500ppm/°C
 Load Life
96 hours 0.5Watt at 85°C
 ($\Delta R \leq \pm 10\% R, \Delta(U_{ab}/U_{ac}) \leq \pm 10\%$)
 Humidity..... $40 \pm 2^\circ C$,
 87%-92% R.H.. 96 hours
 ($\Delta R \leq \pm 5\% R, IR \geq 10$ megohms)
 Rotation life..... 100 Cycles
 ($\Delta R \leq \pm (10\% R + 0.5 \text{ ohms})$)

PHYSICAL CHARACTERISTICS

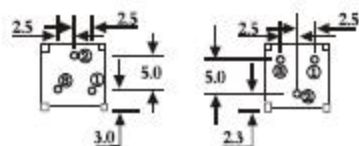
Total travel..... $300^\circ \pm 10^\circ$
 Torque.....35mN.m Max.
 Terminals.....Solderable pins
 Marking.....Resistance Code
 Tolerance
 Products Model & Style
 Trademark
 Standard Packaging.....100 PCS. Per bag

PRODUCT DIMENSIONS

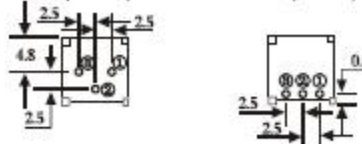
COMMON DIMENSIONS mm



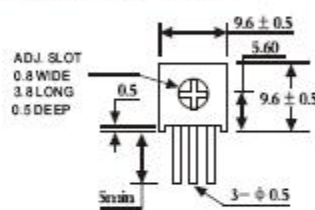
WI112-1(3386Y) WI112-2(3386F)



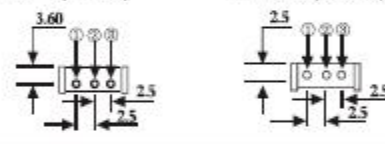
WI112-3(3386P) WI112-4(3386T)



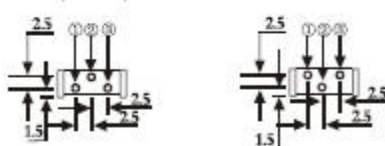
COMMON DIMENSIONS mm



WI112-5(3386C) WI112-6(3386W)

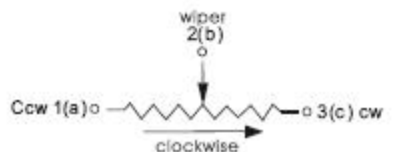
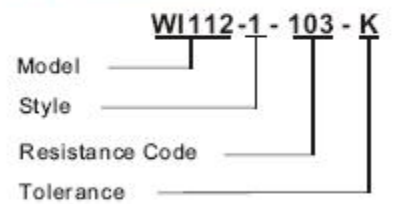


WI112-7(3386H) WI112-8



Tolerance is ±0.5, if no identification

HOW TO ORDER



STANDARD RESISTANCE TABLE

Resistance (ohms)	Resistance Code
100	101
200	201
500	501
1,000	102
2,000	202
5,000	502
10,000	103
20,000	203
50,000	503
100,000	104
200,000	204
500,000	504
1,000,000	105
2,000,000	205

Popular values listed in the table,
 Special resistance available.